

Daily Derivatives & Market Report

CONTENTS

| Page No. | Particulars |
|----------|---------------------------------------|
| 2 | Market Summary |
| 3 | Nifty Futures – Derivatives Snap |
| 4 | Bank Nifty Futures – Derivatives Snap |
| 5 | Activity in Nifty Options |
| 6 | What do Nifty Technical suggest |
| 7 | Derivative Analysis |
| 8 | Disclaimer |

Index Trend Analysis

| Pivot(Daily) | Close | R2 | R1 | Pivot | S1 | S2 | Daily | Weekly | Monthly |
|---------------|-------|-------|-------|-------|-------|-------|-------|--------|---------|
| Nifty | 9610 | 9637 | 9658 | 9685 | 9706 | 9664 | Buy | Buy | Buy |
| Sensex | 31090 | 31181 | 31264 | 31355 | 31438 | 31271 | Buy | Buy | Buy |
| Nifty Futures | 9629 | 9654 | 9676 | 9702 | 9724 | 9680 | Buy | Buy | Buy |
| Bank Nifty | 23355 | 23461 | 23534 | 23640 | 23712 | 23568 | Buy | Buy | Buy |
| CNX IT | 10317 | 10509 | 10725 | 10917 | 11133 | 10701 | Buy | Buy | Buy |

Market Summary

| Domestic Indices | Close | Points | % Chg |
|------------------|---------|--------|-------|
| SENSEX | 31271.3 | 80.72 | 0.26 |
| NIFTY | 9663.9 | 26.75 | 0.28 |
| MIDCAP | 14800.8 | 68.46 | 0.46 |
| SMLCAP | 15425.8 | 115.3 | 0.75 |
| BSEFMC | 10238.7 | 70.02 | 0.69 |
| AUTO | 24251.1 | 167.9 | 0.70 |
| POWER | 2202.4 | 8.95 | 0.41 |
| REALTY | 1954.1 | 6.31 | 0.32 |
| BSE IT | 10315.3 | -207.2 | -1.97 |
| BANDEX | 26721.9 | 193.1 | 0.73 |
| OILGAS | 14017.5 | 44.44 | 0.32 |
| METAL | 11110.7 | 106.5 | 0.97 |

| Currency Futures | Close | Pre. Pts | % Chg |
|--------------------|-------|----------|-------|
| 28-June-16 EUR-INR | 72.39 | 72.72 | -0.46 |
| 28-June-16 USD-INR | 64.51 | 64.60 | -0.14 |
| 28-June-16 GBP-INR | 83.32 | 83.43 | -0.10 |
| 28-June-16 JPY-INR | 58.96 | 59.11 | -0.18 |

| Advance/ Decline | Adv | Dec | Un Ch. |
|------------------|------|------|--------|
| NSE | 955 | 687 | 105 |
| BSE | 1466 | 1188 | 149 |

| FII/DII Capital Mkt* | Buy | Sell | Net |
|----------------------|------|------|-----|
| FII | 5067 | 4994 | 74 |
| DII | 2490 | 2324 | 166 |

*NOTE: - FII AND DII data figure is provisional

Market Commentary

Indian equity indices concluded the season on a positive note on Wednesday, as investor turned optimistic after Reserve Bank of India (RBI) used a less hawkish tone and reduced the Statutory Liquidity Ratio (SLR) in its second bi-monthly monetary policy for financial year 2017-18. The slashed in SLR or the percentage of deposits that banks have to park in government securities by 0.5% to 20% will allow banks to increased lending. RBI left repo and reverse repo rates unchanged at 6.25% and 6%, respectively and lowered its inflation estimates for the current financial year. The central bank, however, raised concerns over the possibility of fiscal slippages due to the farm loan waivers. RBI also cut the economic growth projection to 7.3% for the current fiscal from 7.4% earlier. With the UK elections, the European Central Bank's (ECB) policy meeting, and former FBI director James Comey's Senate testimony all set for Thursday, investors were noticeably risk averse across the globe.

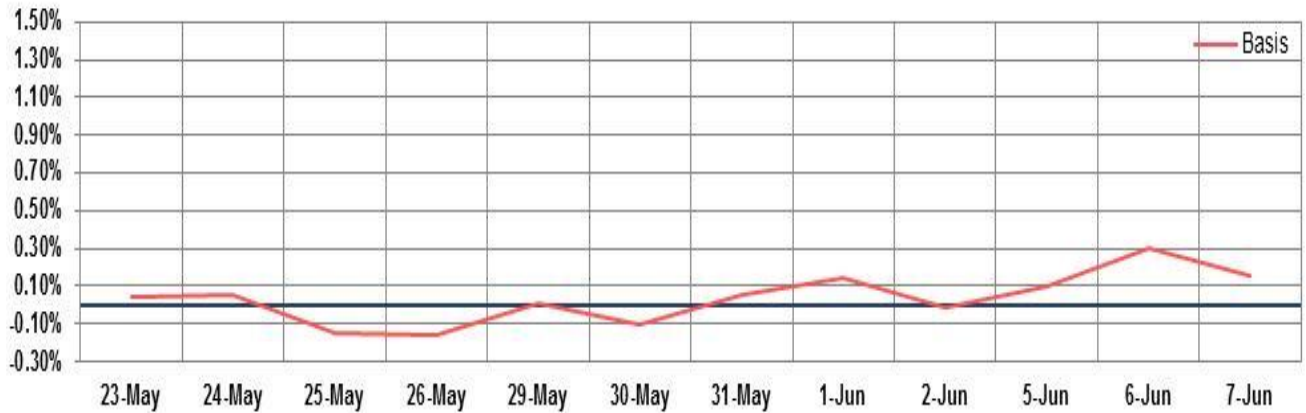
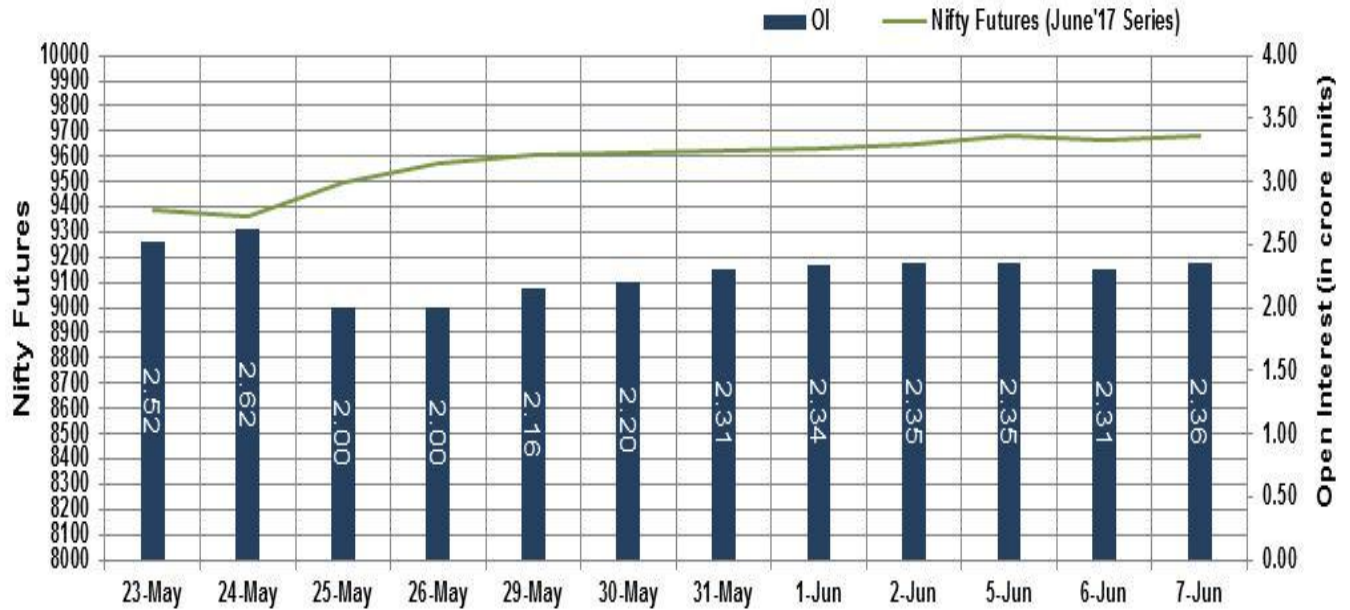
On the global front, Asian equity markets made a mixed closing on Wednesday, as traders preferred to remain on the sidelines ahead of several major political and economic events later this week. These include the UK elections, the ECB policy meeting and former FBI Director James Comey's congressional testimony. However, China stocks rose as a growing number of listed firms encouraged employees to buy shares, and as the central bank injected more funds into the banking system to ease fears of a mid-year liquidity crunch.

Market Turnover & FII Derivative Data

| Market TO | Current | Previous | Net% |
|-----------|---------|----------|------|
| BSE CASH | 3517 | 3410 | 3 |
| NSE CASH | 23044 | 22178 | 4 |
| NSE FO | 441670 | 262575 | 68 |

| FII Derivatives | Buy | Sell | Net |
|-----------------|-------|-------|-------|
| Ind. Futures | 1200 | 1306 | (106) |
| Ind. Options | 35448 | 35050 | 398 |
| Stk. Futures | 7230 | 7249 | (19) |
| Stk. Options | 4776 | 4786 | (10) |

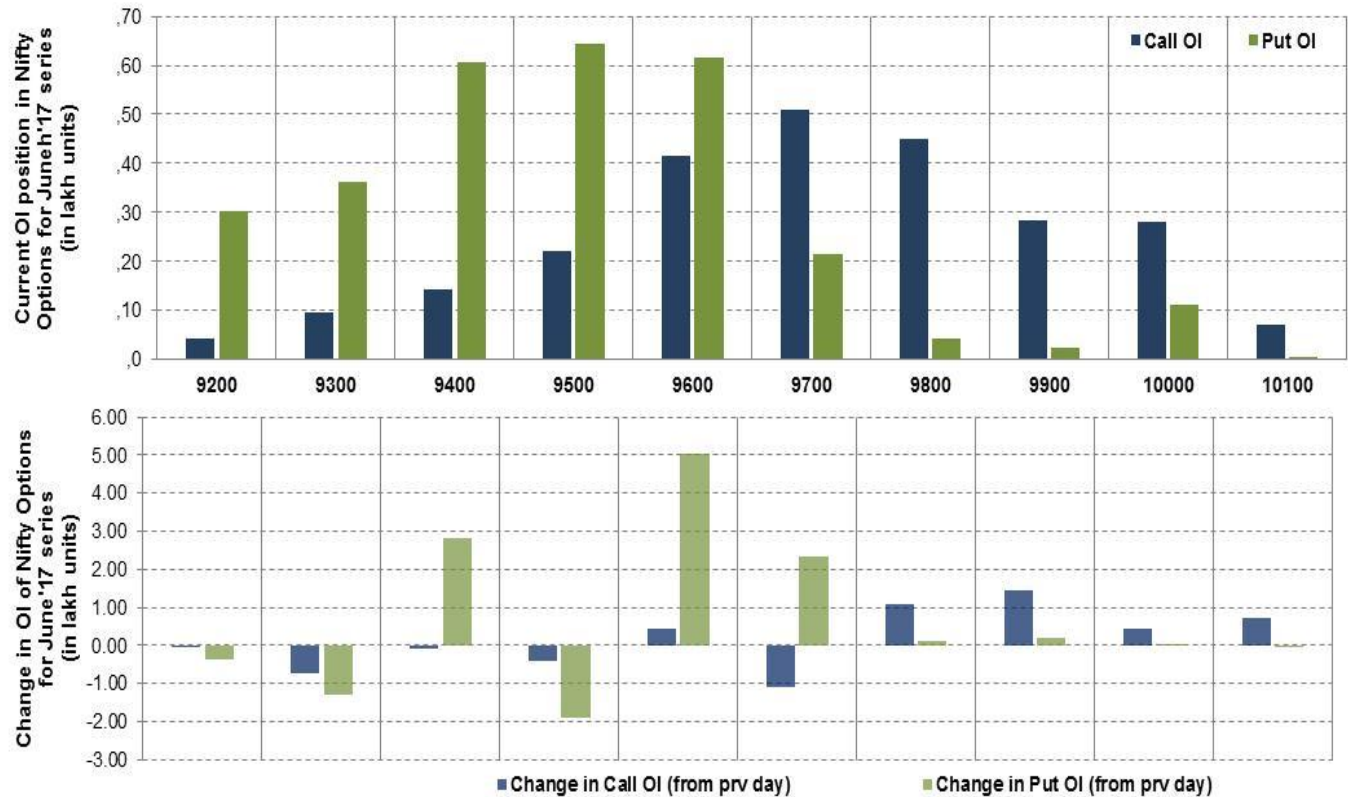
Nifty Futures



Bank Nifty Futures



Nifty Options



Note – Change in OI of Nifty Options refers to change from previous trading day
 Source-NSE, SIHL Derivatives Research (Institutional Equities)

- Among Nifty calls 9,700 SP from the May month expiry was the most active call with a reduction of 0.11 million in open interest.
- Among Nifty puts, 9,500 SP from the May month expiry was the most active put with a reduction of 0.19 million open interests.
- The maximum OI outstanding for Calls was at 9,700 SP (5.11mn) and that for Puts was at 9,500 SP (6.44mn).

Nifty Technical & Indices Levels

1-Nifty 50 - 07/06/17
 Avg Avg



Nifty Cash prices have settled at 9663.9 up by 0.28% from its previous close. On the upper side it has resistance of 9700 and 9750 levels, while lower side it has support of 9600 and 9550 levels. Intraday traders should be cautious and take position accordingly.

| Fresh Longs ↑ Open Interest ↑ Price | | | | | |
|--|------------|------------|-----------|----------|-------------|
| Script | Prev. OI | Cur. OI | % Chg. OI | LTP | Price % Chg |
| CANFINHOME | 385,000 | 457,000 | 18.70 | 2915.85 | 5.14 |
| INDIANB | 2,774,000 | 3,214,000 | 15.86 | 315.85 | 1.10 |
| CADILAHC | 2,652,800 | 2,980,800 | 12.36 | 537.95 | 9.15 |
| PCJEWELLER | 1,582,500 | 1,734,000 | 9.57 | 531.35 | 0.31 |
| Short-Covering ↓ Open Interest ↑ Price | | | | | |
| Script | Prev. OI | Cur. OI | % Chg. OI | LTP | Price % Chg |
| GODREJIND | 1,920,000 | 1,812,000 | -5.63 | 610.05 | 1.09 |
| DIVISLAB | 9,627,600 | 9,062,400 | -5.87 | 648.40 | 2.35 |
| HAVELLS | 3,924,000 | 3,686,000 | -6.07 | 504.25 | 1.14 |
| RELCAPITAL | 11,770,500 | 10,987,500 | -6.65 | 586.30 | 4.01 |
| Fresh Shorts ↑ Open Interest ↓ Price | | | | | |
| Script | Prev. OI | Cur. OI | % Chg. OI | LTP | Price % Chg |
| HEXAWARE | 2,799,000 | 3,099,000 | 10.72 | 245.40 | -5.63 |
| TCS | 5,443,000 | 5,877,750 | 7.99 | 2579.25 | -3.27 |
| MINDTREE | 3,231,600 | 3,483,600 | 7.80 | 540.25 | -1.80 |
| SIEMENS | 739,500 | 797,000 | 7.78 | 1348.40 | -0.70 |
| Long Unwinding ↓ Open Interest ↓ Price | | | | | |
| Script | Prev. OI | Cur. OI | % Chg. OI | LTP | Price % Chg |
| HCLTECH | 7,078,400 | 6,846,000 | -3.28 | 882.10 | -1.13 |
| MRF | 48,975 | 47,310 | -3.40 | 69168.95 | -0.04 |
| ADANI PORTS | 9,382,500 | 8,995,000 | -4.13 | 360.95 | -0.70 |
| BALKRISIND | 419,600 | 401,200 | -4.39 | 1573.80 | -1.20 |

Disclaimer:

The Information provided by SMS or in newsletter or in any document has been prepared by Shah Investor's Home Ltd (SIHL). The Information provided by SMS or in newsletter does not constitute an offer or solicitation for the purchase or sale of any financial instrument or as an official confirmation of any transaction. The information contained herein is from publicly available data or other sources believed to be reliable, but we do not represent that it is accurate or complete and it should not be relied on as such. SIHL or any of its affiliates/ group companies shall not be in any way responsible for any loss or damage that may arise to any person from any inadvertent error in the information contained in this report or SMS. This Information provided by SMS, reports or in newsletter is provided for assistance only and is not intended to be and must not alone be taken as the basis for an investment decision. The user assumes the entire risk of any use made of this information. Each recipient of this Information provided by SMS, report or in newsletter should make such investigation as it deems necessary to arrive at an independent evaluation of an investment in the securities of companies referred to in this information provided by SMS, report or in newsletter (including the merits and risks involved), and should consult his own advisors to determine the merits and risks of such investment. The investment discussed or views expressed may not be suitable for all investors. This information is strictly confidential and is being furnished to you solely for your information.

The information should not be reproduced or redistributed or passed on directly or indirectly in any form to any other person or published, copied, in whole or in part, for any purpose. The information provided by report or SMS is not directed or intended for distribution to, or use by, any person or entity who is a citizen or resident of or located in any locality, state, country or other jurisdiction, where such distribution, publication, availability or use would be contrary to law, regulation or which would subject SIHL and affiliates/ group companies to any registration or licensing requirements within such jurisdiction. The distribution of this Information provided by SMS or in newsletter in certain jurisdictions may be restricted by law, and persons in whose possession this Information provided by SMS or in newsletter comes, should inform themselves about and observe, any such restrictions. The information given or Information provided by SMS, report or in newsletter is as of the date of the issue date of report or the date on which SMS provided and there can be no assurance that future results or events will be consistent with this information. This information is subject to change without any prior notice. SIHL reserves the right to make modifications and alterations to this statement as may be required from time to time. However, SIHL is under no obligation to update or keep the information current.

Nevertheless, SIHL is committed to providing independent and transparent recommendation to its client and would be happy to provide any information in response to specific client queries. Neither SIHL nor any of its affiliates, group companies, directors, employees, agents or representatives shall be liable for any damages whether direct, indirect, special or consequential including lost revenue or lost profits that may arise from or in connection with the use of the information. Past performance is not necessarily a guide to future performance. The disclosures of interest statements incorporated in the Information provided by SMS, report or in newsletter are provided solely to enhance the transparency and should not be treated as endorsement of the views expressed in the report. The analyst for this report certifies that all of the views expressed in this report accurately reflect his or her personal views about the subject company or companies and its or their securities, and no part of his or her compensation was, is or will be, directly or indirectly related to specific recommendations or views expressed in this report.

About Us:

Shah Investor's Home Ltd (SIHL) is an ISO 9001:2008 Certified financial Services Company established in 1994 at Ahmadabad, Gujarat. Customer satisfaction is guaranteed through our diversified product portfolio, professional management and customer first attitude. SIHL was the first broking house in Gujarat with membership in National Securities Depository Ltd (NSDL) and was the first broking name providing services in NSE F&O in Ahmedabad. Today, SIHL ranks among the top most players in Gujarat in retail stock broking area with 45 branches, 350 franchisee across India and providing service to more than 1,25,000 clients.